



FRONT ELEVATION

NOTE: STOOPS, STEPS, APRON AND DRIVE BY OWNER


18" FOOTER WIDTH MIN. SIZE

TK CONSTRUCTORS

JACKSON

DATE: November 06, 2012

JOB NO.: 113-12-0035



ADDENDUM 1

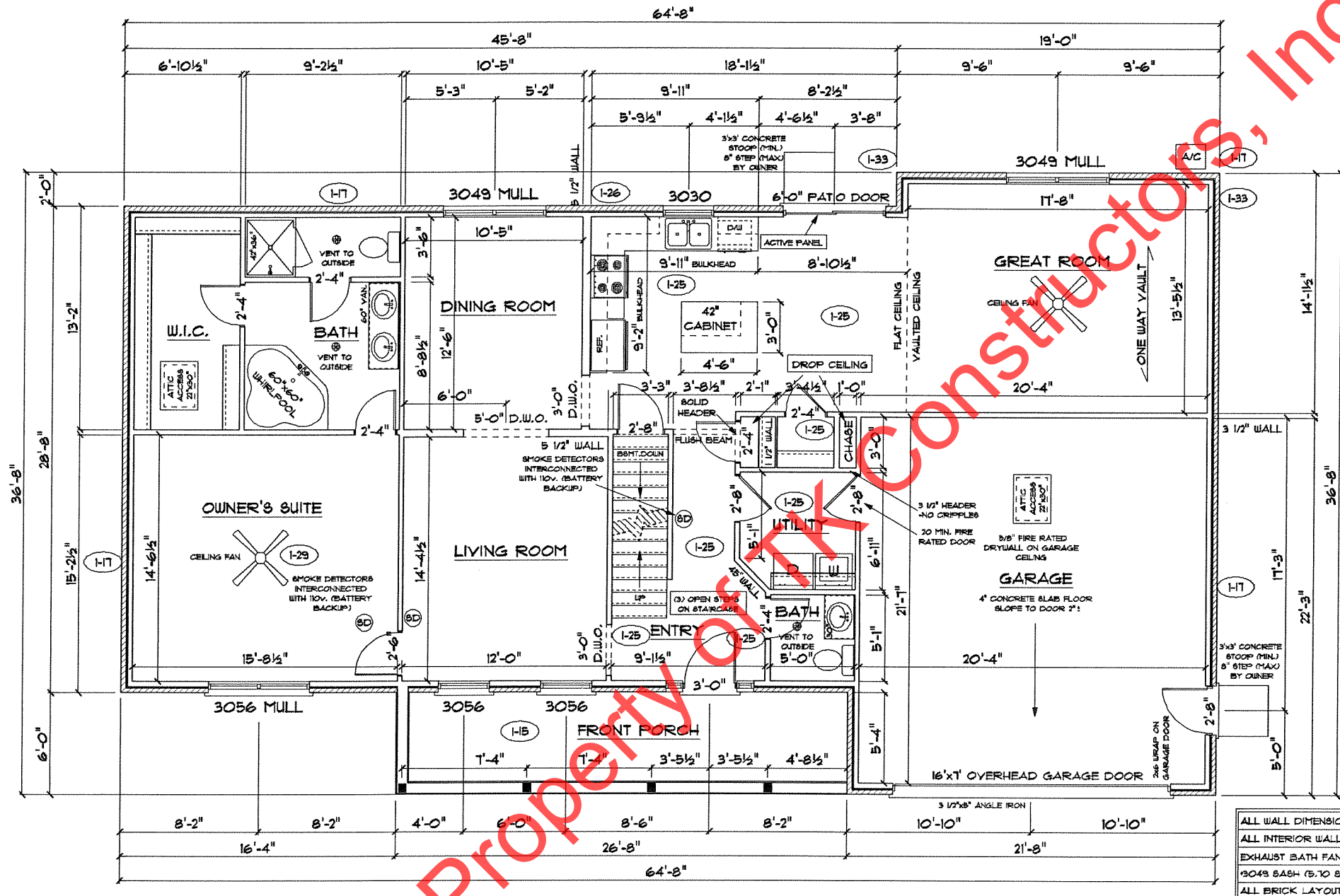
VER: 091912

DRAWING BY: SES

SCALE: 1/8 IN.=1 FT.

PAGE NO.:

1B




FIRST FLOOR PLAN


**ANDERSEN WINDOW SCHEDULE
- 200 SERIES -**

ANDERSEN MODEL NO.	R.O. SIZE
3030	36" x 36"
3040	36" x 48"
3049*	36" x 57"
3056*	36" x 66"
3060*	36" x 72"
3049 MULL*	73" x 57"
3056 MULL*	73" x 66"
3060 MULL*	73" x 72"
ANDERSEN SLIDING DOOR R.O. 72 3/4" x 82 7/8"	
3'-0" FRONT DOOR R.O. 38 3/8" x 82 1/2"	
3'-0" FRONT DOOR WITH (1) SIDELITE R.O. 51 1/8" x 82 1/2"	
3'-0" FRONT DOOR WITH (2) SIDELITES R.O. 65 3/8" x 82 1/2"	
R.O. FOR BI-FOLD DOORS USING DRYWALL JAMB FACING = 1 1/4" + DOOR SIZE x (81 1/2")	
R.O. FOR BYPASS DOORS USING DRYWALL JAMB FACING MAKE SAME AS BOTH DOORS ADDED TOGETHER	
ALL INTERIOR DOORS SIZE + 2" TO WIDTH x 82 1/2" HIGH	
R.O. POCKET DOOR (2x DOOR WIDTH + 1") x 85" HIGH	

* - DENOTES OPENING MEETS
EGRESS REQUIREMENTS

ALL WALL DIMENSIONS ARE FACE TO FACE OF STUDS
 ALL INTERIOR WALLS ARE 3 1/2" (UNLESS NOTED)
 EXHAUST BATH FANS ARE VENTED TO OUTSIDE AIR
 3049 BASH (5.10 SQ.FT. OF CLEAR OPENING)
 ALL BRICK LAYOUT MEASUREMENTS ARE 4"





CONSTRUCTORS

SECOND FLOOR PLAN

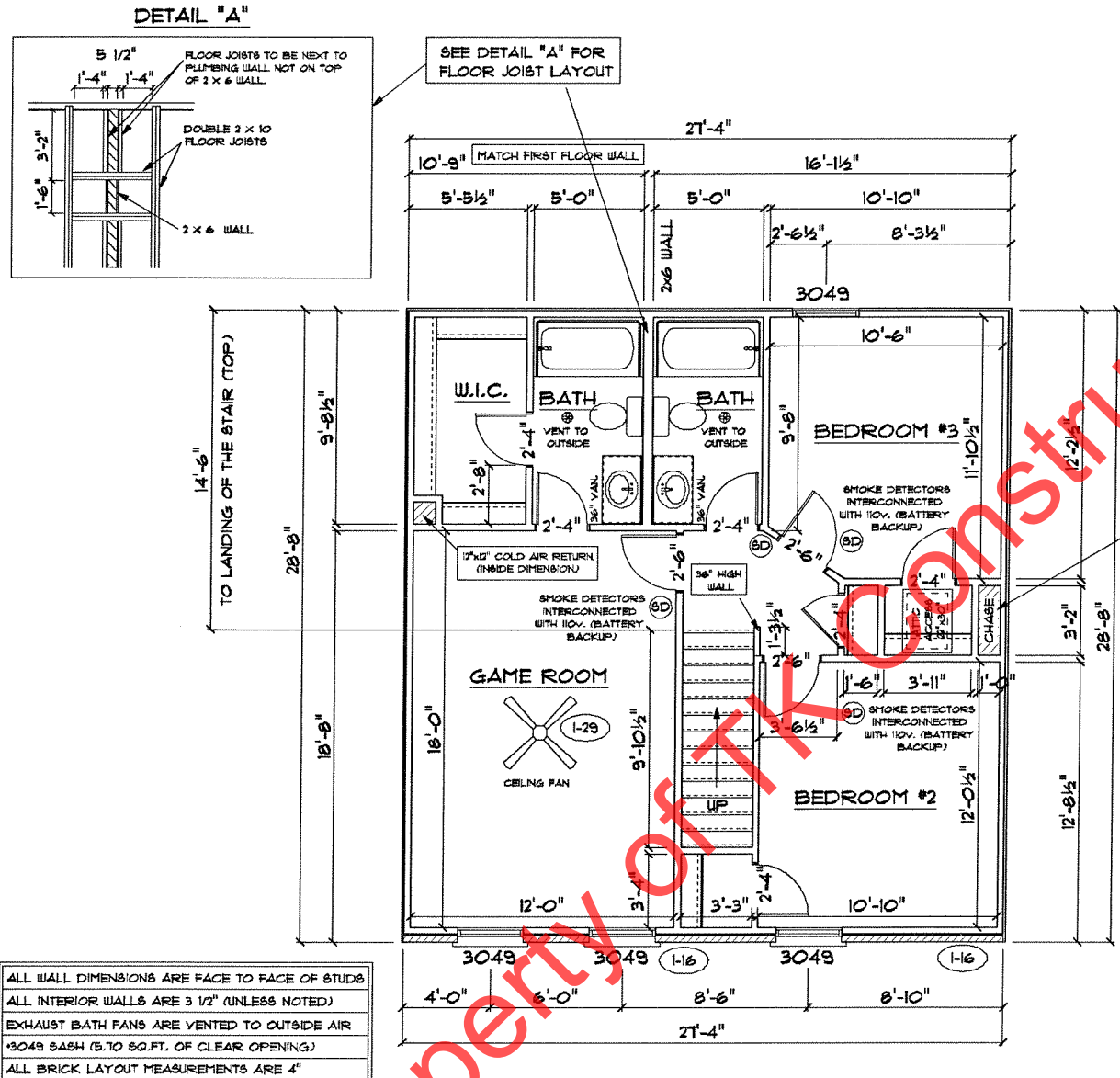
FIRST FLOOR SQ.FT.	1,550
SECOND FLOOR SQ.FT.	783
TOTAL LIVING SQ.FT.	2,333
GARAGE	471
TOTAL SQ.FT.	2,804
EXCLUDING PORCH	160

ANDERSEN WINDOW SCHEDULE
- 200 SERIES -

ANDERSEN MODEL NO.	R.O. SIZE
3030	36" x 36"
3040	36" x 48"
3049*	36" x 57"
3056*	36" x 66"
3060*	36" x 72"
3049 MULL*	73" x 57"
3056 MULL*	73" x 66"
3060 MULL*	73" x 72"

ANDERSEN SLIDING DOOR R.O. T2 3/4" x 82 1/8"
3'-0" FRONT DOOR R.O. 38 3/8" x 82 1/2"
3'-0" FRONT DOOR WITH (1) SIDELITE R.O. 51 7/8" x 82 1/2"
3'-0" FRONT DOOR WITH (2) SIDELITES R.O. 65 3/8" x 82 1/2"
R.O. FOR BI-FOLD DOORS USING DRYWALL JAMB FACING = 1 1/4" + DOOR SIZE x (81 1/2")
R.O. FOR BYPASS DOORS USING DRYWALL JAMB FACING MAKE SAME AS BOTH DOORS ADDED TOGETHER
ALL INTERIOR DOORS SIZE + 2" TO WIDTH x 82 1/2" HIGH
R.O. POCKET DOOR (2x DOOR WIDTH + 1") x 85" HIGH

* - DENOTES OPENING MEETS
EGRESS REQUIREMENTS



Property of TK Constructors, Inc.